

< INSIDE - OUT >

PUBLIC

PORCELAIN TILE &
WHITE BODY

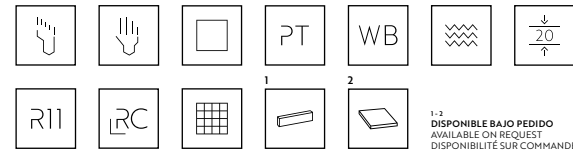
PUBLIC WHITE · GREY · ANTHRACITE · BONE



BONE 100X100 CM RC - BONE 60X120 CM RC

VITACER 





1-3
DISPONIBLE BAJO PEDIDO
AVAILABLE ON REQUEST
DISPONIBILITÉ SUR COMMANDE

WHITE

- 100X100 CM RC - VPR801
- 75X75 CM RC - VPR011
- 60X120 CM RC - VPR401
- 60X120 CM RC R11/CTE3 - VPR402
- 60X60 CM RC - VPR201
- 60X60 CM RC R11/CTE3 - VPR202
- 60X60 CM RC 20 MM - VPR302
- 45X45 CM - VP0001
- 30X60 CM - VP0101
- 30X60 CM R11/CTE3 - VP0102
- 40X120 CM RC - VRB203
- 33,3X90 CM RC - VRB103

GREY

- 100X100 CM RC - VPR801
- 75X75 CM RC - VPR011
- 60X120 CM RC - VPR401
- 60X120 CM RC R11/CTE3 - VPR402
- 60X60 CM RC - VPR201
- 60X60 CM RC R11/CTE3 - VPR202
- 60X60 CM RC 20 MM - VPR303
- 45X45 CM - VP0001
- 30X60 CM - VP0101
- 30X60 CM R11/CTE3 - VP0102
- 40X120 CM RC - VRB203
- 33,3X90 CM RC - VRB103

- SOLID20
- WHITE BODY

PORCELAIN TILE & WHITE BODY

VITACER

ANTHRACITE

- 100X100 CM RC - VPR801
- 75X75 CM RC - VPR011
- 60X120 CM RC - VPR401
- 60X60 CM RC - VPR201
- 60X60 CM RC 20 MM - VPR303
- 45X45 CM - VP0001
- 30X60 CM - VP0101

BONE

- 100X100 CM RC - VPR801
- 75X75 CM RC - VPR011
- 60X120 CM RC - VPR401
- 60X60 CM RC - VPR201
- 60X60 CM RC 20 MM - VPR302
- 45X45 CM - VP0001
- 30X60 CM - VP0101
- 40X120 CM RC - VRB203
- 33,3X90 CM RC - VRB103

MOSAIC 30X30 CM (5X5) - PZ0118

PUBLIC

40X120 CM RC DEC

33,3X90 CM RC DEC

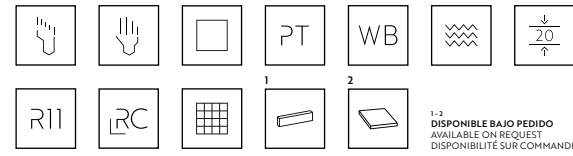
40X120 CM RC DEC

33,3X90 CM RC DEC

40X120 CM RC DEC

33,3X90 CM RC DEC

WHITE BODY DEC



WHITE

40X120 CM RC DEC - VRB205
33,3X90 CM RC DEC - VRB104

GREY

40X120 CM RC DEC - VRB205
33,3X90 CM RC DEC - VRB104

BONE

40X120 CM RC DEC - VRB205
33,3X90 CM RC DEC - VRB104

ANTHRACITE 75X75 CM RC - WHITE 33,3X90 CM RC DEC

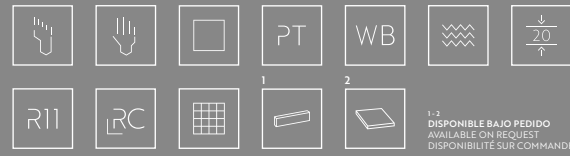
VITACER



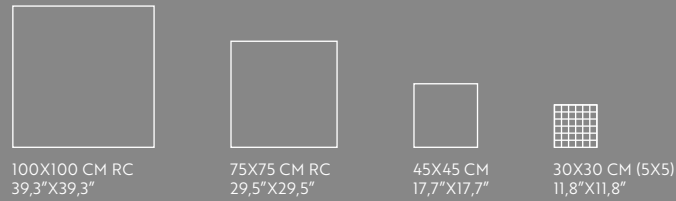
PUBLIC

INFORMACIÓN TÉCNICA

TECHNICAL INFORMATION



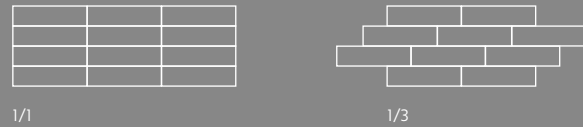
PAVIMENTO · PORCELAIN TILE · FAÏENCE



REVESTIMIENTO · WHITE BODY · REVÊTEMENT SOL



COLOCACIÓN · TO LAY · POSE



EMBALAJE Y PESO · PACKING LIST · EMBALLAGE ET POIDS

| FORMATOS SIZE - TAILLES | ESPESOR (MM) | PZAS/ CJ | M ² / CJ | KG/ CJ | PZAS/ M ² | KG/ M ² | ALTURA | PLANOS | EUROPALET | | | | GRÁFICAS | | |
|---------------------------------|-----------------|-------------|------------------------|-----------|-------------------------|-----------------------|--------|--------|--------------|--------------|-------------------------|------------|----------------|-------|---------|
| | | | | | | | | | PZAS/ PAL | CJAS /PAL | M ² / PAL | KG/ PAL | MEDIDA PAL. | CARAS | LIENZO |
| 100X100 RECT. (99,5X99,5) | 10,0 | 2 | 1,98 | 42,50 | 1,005 | 21,46 | 109 | 1 | 56 | 24 | 47,52 | 1.040,00 | 100x120 | 8 | 100X100 |
| 75X75 RECT. (74,4X74,4) | 10,0 | 2 | 1,1071 | 22,92 | 1,83 | 20,70 | 87 | 1 | 96 | 48 | 53,14 | 1.120,00 | 80x120 | 8 | 75X75 |
| 60X120 RECT. (59,5X120) | 10,0 | 2 | 1,428 | 30,25 | 1,40 | 21,18 | 73 | 1 | 80 | 40 | 57,12 | 1.230,00 | 100x120 | 8 | 60X120 |
| 60X60 RECT. (59,5X59,5) | 9,8 | 4 | 1,4161 | 28,47 | 2,82 | 20,11 | 73 | 1 | 144 | 36 | 50,98 | 1.045,00 | 80x120 | 15 | 60X60 |
| 60X60 (20 MM) RECT. (59,5X59,5) | 20,0 | 2 | 0,7080 | 28,47 | 1,41 | 40,21 | 73 | 1 | 72 | 36 | 25,49 | 1.045,00 | 80x120 | 15 | 60X60 |
| 45X45 | 9,0 | 7 | 1,42 | 25,10 | 4,93 | 17,67 | 103 | 2 | 364 | 52 | 73,84 | 1.325,00 | 80x120 | 15 | 45X45 |
| 30X60 | 8,7 | 7 | 1,26 | 22,92 | 5,56 | 18,19 | 73 | 2 | 336 | 48 | 60,48 | 1.120,00 | 80x120 | 9 | 30X60 |
| 40X120 RECT. | 11,0 | 3 | 1,44 | 21,80 | - | 18,75 | 53 | 1 | - | 20 | 28,80 | 560,00 | 80x120 | 15 | 40X120 |
| 33,3X90 RECT. | 10,5 | 4 | 1,1988 | 21,80 | 3,33 | 18,18 | 80 | 2 | 200 | 50 | 59,94 | 1.110,00 | 92X120 | 7 | 33,3X90 |

*40X120 DEC - 5 CARAS DE 40X120

